


**Other Resources:**

Department of Ecology's 2005  
Stormwater Management Manual  
for Western Washington Volume  
III  
[www.ecy.wa.gov/  
biblio/0510031.html](http://www.ecy.wa.gov/biblio/0510031.html)

Low Impact Development  
Technical Guidance Manual for  
Puget Sound  
[www.psp.wa.gov/downloads/LID/  
LID\\_manual2005.pdf](http://www.psp.wa.gov/downloads/LID/LID_manual2005.pdf)



**Help clean up  
our streams and  
save yourself  
some cash**



Phone: 360-417-4830  
[stormwater@cityofpa.us](mailto:stormwater@cityofpa.us)

**Stormwater Incentives Program**

**Let the  
water soak in  
(infiltrate)!**

Allowing rain water from  
your roof and your yard to  
soak into the ground helps  
clean our streams.  
Pollutants like fertilizers,  
pesticides and dissolved  
metals from our cars are  
removed in the soil before  
entering the creek near your  
home.

It also helps to reduce  
combined sewer overflows  
into our Harbor.



The City is offering a 25%  
discount on your  
stormwater fee for imple-  
menting two infiltration  
strategies

**Here's  
how....**

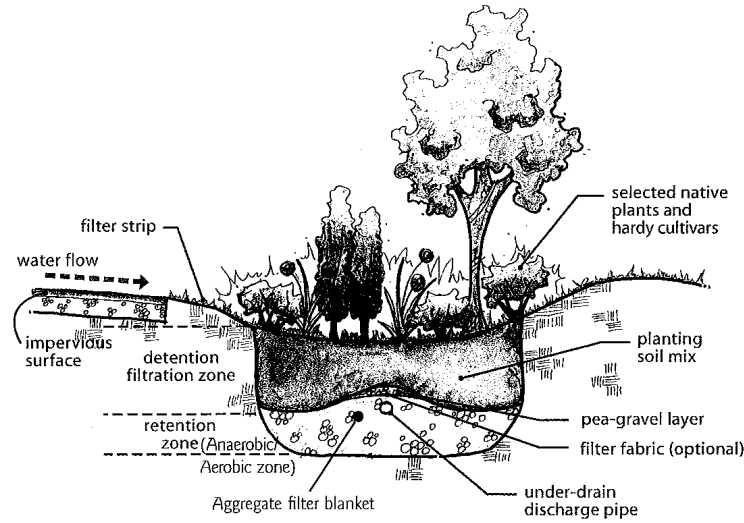

**Visit** the City's  
stormwater web page at  
[www.cityofpa.us/  
stormwater.htm](http://www.cityofpa.us/stormwater.htm) to see  
which infiltration techniques  
might work for your site

**Look** at your roof down-  
spouts and figure out where  
the water drains to.


**Get help if you  
need it.** Local  
engineers and contractors  
can help you assess your  
site. The City will also do a  
free site inspection to help  
get you started. Email  
[stormwater@cityofpa.us](mailto:stormwater@cityofpa.us)  
for more information

# Stormwater Infiltration Strategies

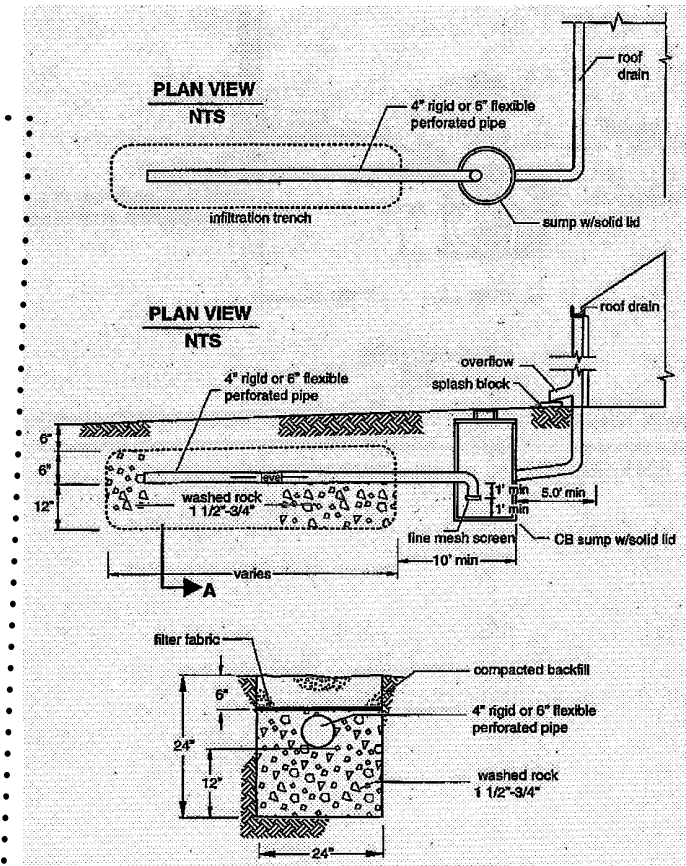
## Preserve natural vegetation



## Install Raingardens



## Install pervious patios, walkways or driveways



## Install roof downspout infiltration trenches or drywells

